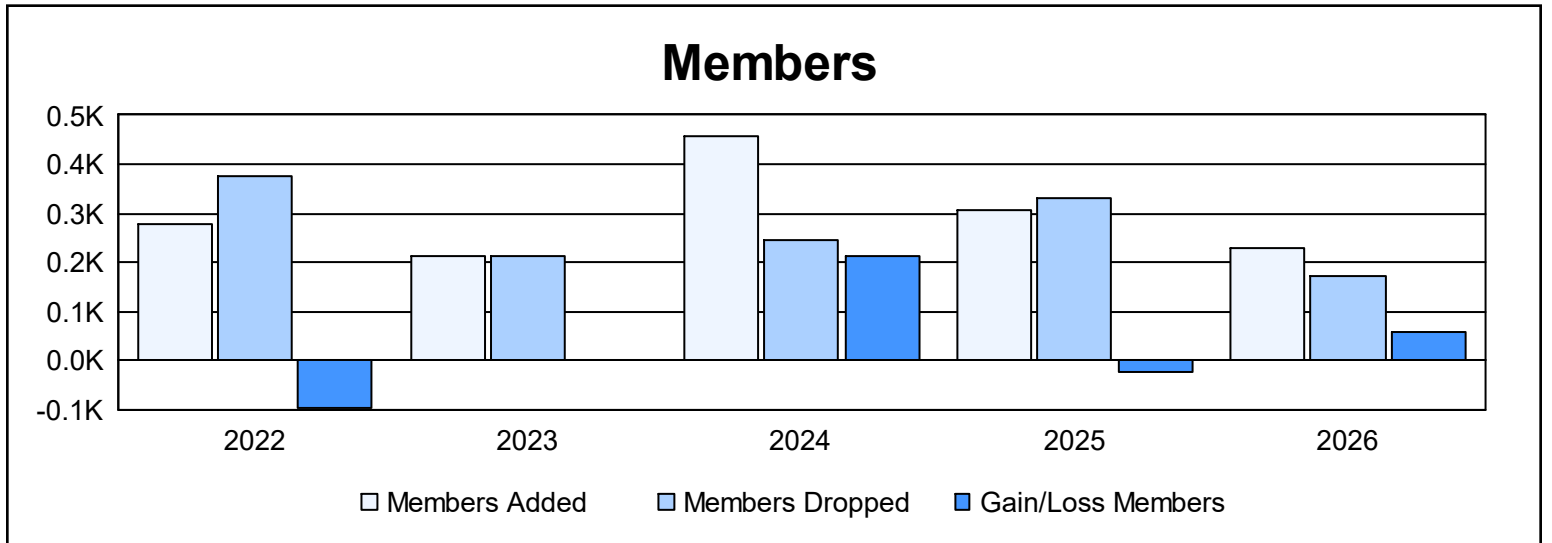
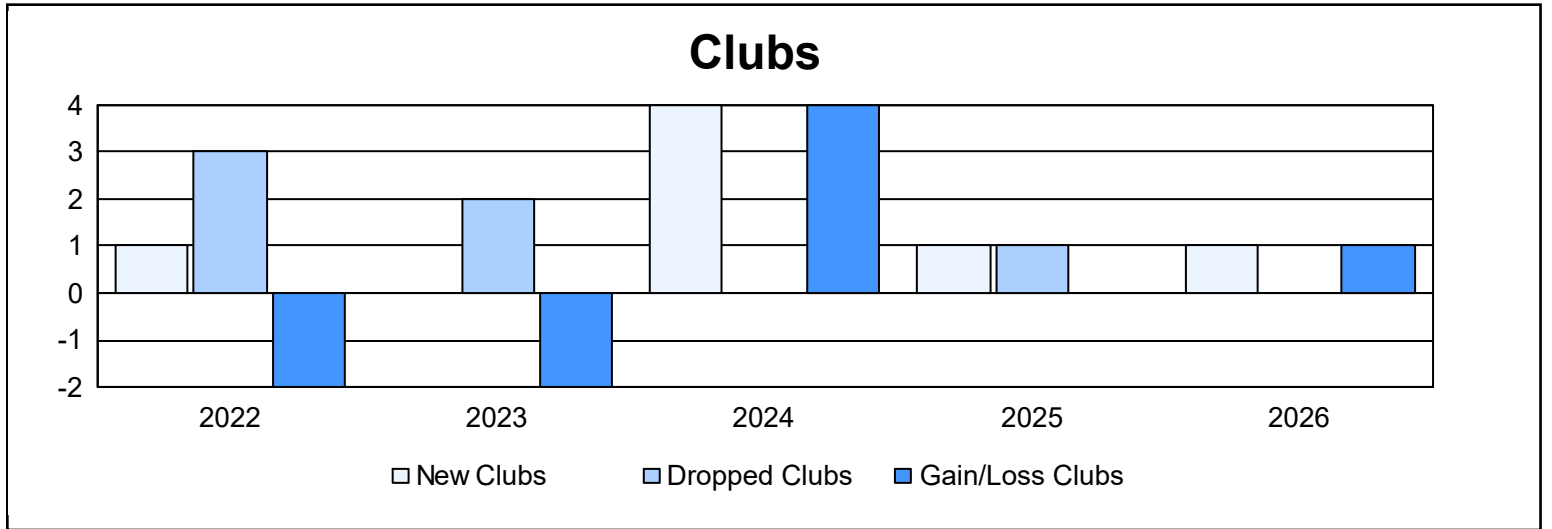
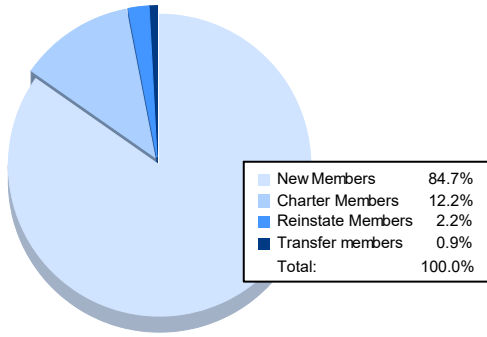


Year	New Clubs	Dropped Clubs	Gain/ Loss Clubs	New Members	Charter Members	Reinstate Members	Transfer Members	Total Member Added	Total Members Dropped	Gain/ Loss Members
2021-2022	1	3	-2	202	28	47	1	278	375	-97
2022-2023	0	2	-2	203	1	5	3	212	212	0
2023-2024	4	0	4	283	144	12	20	459	245	214
2024-2025	1	1	0	269	21	13	5	308	332	-24
2025-2026	1	0	1	194	28	5	2	229	171	58
<b>Average</b>	<b>1</b>	<b>1</b>	<b>0</b>	<b>230</b>	<b>44</b>	<b>16</b>	<b>6</b>	<b>297</b>	<b>267</b>	<b>30</b>



### Membership Composition March 2026 Cumulative



### Gender Composition March 2026 Cumulative

